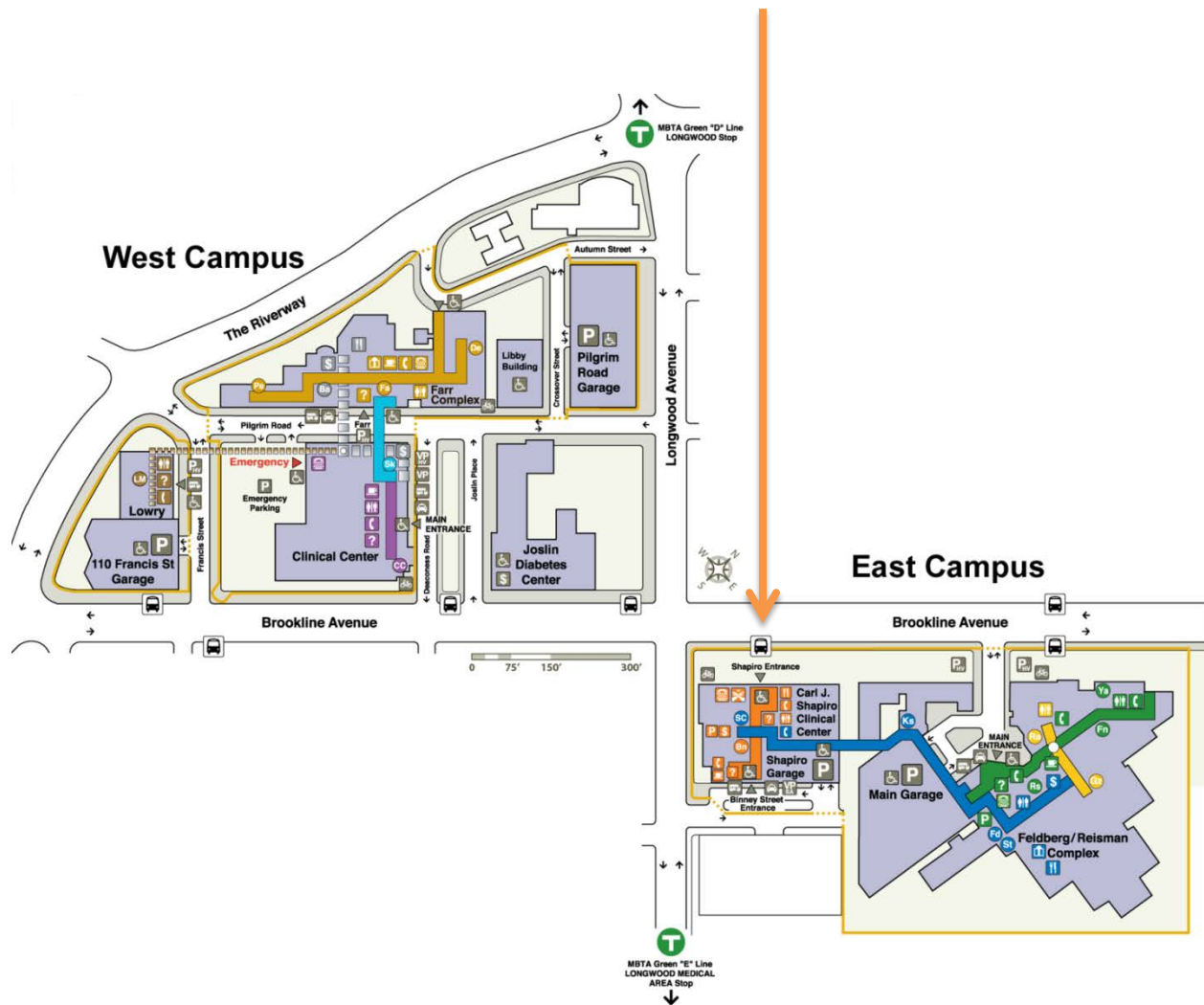


DIRECTIONS TO KIRSTEIN 2 RECEPTION DESK VIA SHAPIRO ENTRANCE



A. Use Shapiro Entrance

The Shapiro Entrance is located on the East Campus, near the intersection of Brookline and Longwood Avenues. See the arrow on the map on the previous page

D. Continue Straight

At the top of the stairs, continue straight down the hallway toward the Kirstein Building.

B. Walk Toward Info Desk

Walk toward the information desk and pass it on your left. You will see a Boston Red Sox feature on your right.

E. Cross Bridge



Continue straight by crossing the bridge from the Shapiro Building to the Kirstein Building.

C. Walk Up the Stairs

Walk up the stairway immediately past the information desk. Elevators are located directly across the information desk.

F. Veer Left

At the end of the bridge you will reach a form. Veer left toward the Kirstein Building.



G. Enter Kirstein Building

Once you turn left, you will enter the Kirstein Building. Veer right toward the hallway.

J. Enter Waiting Area

At the end of the hallway, you will see a sign for the waiting room, turn right to enter.

H. Enter Hallway

As you enter the hallway, you will see the “Cognitive Neurology Unit” sign. You are currently on the second floor. Continue down the end of the hallway and turn left.

K. Approach Reception Desk

After entering the waiting room, the reception desk will be immediately to your right.

I. Continue Down Hallway

Continue down the hallway following the “Cognitive Neurology Unit” sign.

